

# DRINK CARRIER Artwork File Submission Guidelines

## Print Ready File Format

**We accept** the following file formats:

**CorelDraw**  
(maximum support up to X6)

**Illustrator**  
(maximum support up to CS6)

**In Design**  
(maximum support up to CS6)

**Photoshop**  
(maximum support up to CS6)

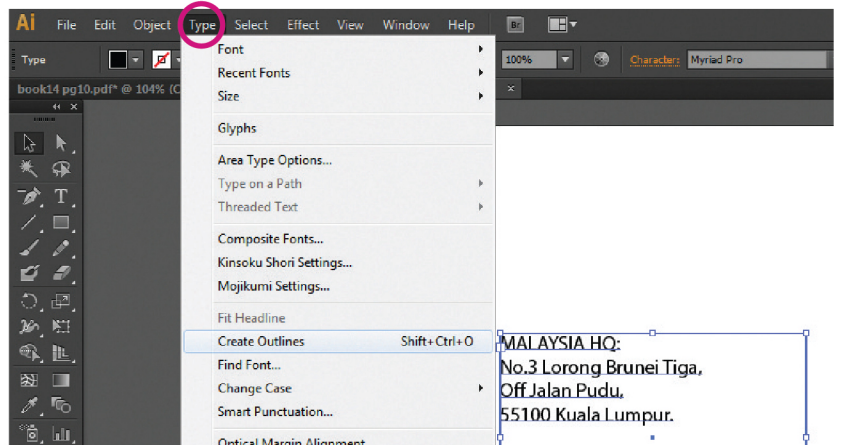
**Acrobat PDF**  
(maximum support up to 9.0)

- 1 All artwork or images must save in **CMYK** colour mode.
- 2 All picture for print need to be created at **300 dpi & above**.
- 3 All fonts need to **create outline**.
- 4 All picture need to be **embedded**.
- 5 Please **make sure your artwork/images no jaggy and not crisp**.
- 6 **Kindly make sure only 1 design in your file.**  
*Please remove unneeded design to avoid mistake.*



## Font

- 1 Fonts must create outline.
- 2 Some fonts have copyright restrictions and will not embed in PDF files.
- 3 Make sure font is at least 7pt – very small text can look good on screen but does not print well.



## Image Format For Print Ready File

**We accept** the following file formats:



- 1 All artwork or images must save in **CMYK** colour mode.
- 2 All picture for print need to be created at **300dpi** above.
- 3 All picture need to be **embedded**.
- 4 Please **make sure your artwork/images no jaggy and not crisp**.

## Colour Mode

All artwork and/or images must save in CMYK (Cyan, Magenta, Yellow and Black) colour mode. If you saved under RGB mode, e-print system will automatically convert to CMYK mode and overall colour space will change.



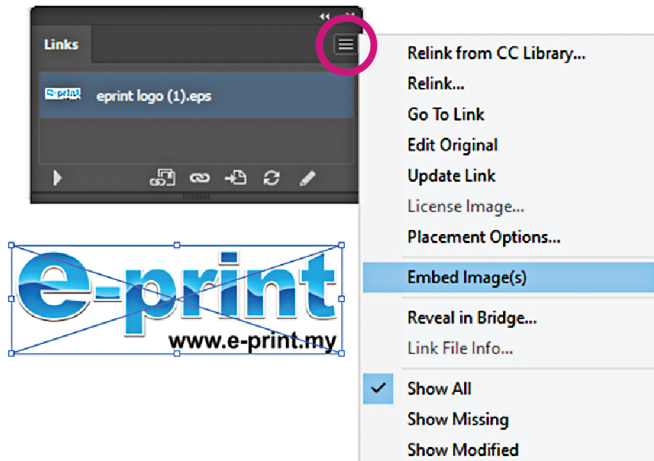
Used for printing.

Used for computer screens.

- Percentage (%) of C100, M100, Y100 and K100 must not exceed 250% in total.
- To achieve **SOLID BLACK** colour, please fill up C50, M50, Y50 and K100.
- To achieves text in **SOLID BLACK** or **GRAY**: Please fill in % in K only.
- To achieves print line in solid or dark colour: Please ensure selected line is not thinner than 0.25pt for dark color; and at least 1pt for light color.



# Embedded images



Please ensure your print ready file is embedded above images.

## Resolution:

- Minimum 300dpi (dot per inch) required.
- Images designed for the web are done at a low screen resolution of 72dpi. Print image need to be created at 300dpi or there will be a substantial drop in the image quality.
- Example:

### High Resolution




Picture created and printed at high resolution of 300dpi.

### Low Resolution



Picture created at low resolution of 72dpi will cause the image to be jaggy and not crisp.

# Safe Zone



- **Bleed Zone:** Make sure to extend the background image or colour to the edge of the box.
- **Trimming Zone:** Allow +, - 1.5mm cutting tolerance around your file.
- **Safe Zone:** All critical elements (text, images, logos, and etc) must be kept inside the yellow line which is 3mm from the trimming zone. Anything left close to the edge may be cut off during trimming.

*\*Please design your files by using the template in e-print website to ensure the proper safe zone.*

## Responsibility

- We are not responsible for any misplacement, picture blur, spellings or typo error on customer's artwork. In short, we print what we received.
- We will not be responsible for any artwork and content fill up with overprint (Font & Images) which will not print out in final product.
- We will not responsible for any dissatisfaction on printing quality that cause by incomplete process from the above mentioned.

## Free Assistant

Feel free to contact our customer service team should you need any further information.

Reach us at:

Hunting line: 03 9224 3300    Whatapp: 017 582 9300

